

### ECONOMIC RELEASE

#### CH

CPI, m/m Last -0.1% Exp 0.2%, y/y Last 1.0% Exp 1.0%.

#### GB

Trade Balance bln, Last -7.28 Exp -7.00.

#### US

Redbook, m/m Last 1.6%, y/y Last 1.5%.









### Believe it or Not

Mary Josephine Ray, a sports-loving card-player who was the oldest person living in the U.S. died on Sunday at the age of 114. Ray, who was born before Henry Ford built his first car or Marconi patented the radio, died at Maplewood Nursing Home in Westmoreland, where she had lived since the age of 101. Born on May 17, 1895 in Canada, Ray was the world's second oldest person, she outlived her husband by 40 years and is survived by two sons, eight grand children, 13 great-grand children and five great-great-grand children. The oldest American is now Neva Morris of Iowa, born August 3, 1895!!!!

### TECHNICAL ANALYSIS

	SUPPORT	SPOT	Δ	RESISTANCE	COMMENTS
EUR/USD	1.3373 - 1.3475	1.3620	-0.38%	1.3660 - 1.3843	Euro as expected remained inside the consolidation pattern of 1.3550/1.3715 yesterday and closed back below 1.3660 confirming that the consolidation will carry on for the coming days.
USD/JPY	87.14 - 88.50	90.03	-0.44%	90.94 - 94.45	USD/JPY is still finding hard time to move higher mainly towards 90.94. Selling on rallies is still favored with stops at 91.25. For today, we forecast a 89.35/90.75 trading range.
GBP/USD	1.4781 - 1.5109	1.5025	-0.89%	1.5267 - 1.5607	CABLE lost momentum as expected and retrieved back towards 1.50. Selling on rallies was rewarding yesterday and for today, we forecast a 1.4965/1.5109 trading range.
USD/CHF	1.0450 - 1.0612	1.0740	0.37%	1.0892 - 1.1045	USD/CHF No change in view for this pair of currency as consolidation will again carry on for today. keep trading the sideways range of 1.0612/1.0892.

### AROUND THE WORLD

CURRENCY	COUNTRY	RATE	Δ
USD / LBP		1500.00	0.00%
AUD / USD		0.9099	-0.03%
USD / CAD		1.0285	0.15%
USD / BRL		1.7875	0.56%
USD / AED		3.6728	0.01%
USD / SAR		3.7500	0.00%
USD / KWD		0.2882	-0.10%
USD / JOD		0.7085	0.00%
XAU	GOLD	1122.50	-1.17%
XAG	SILVER	17.19	-1.55%
WTI	OIL	81.87	0.45%

### INTERBANK RATES

	USD	EUR	GBP	JPY
<b>LIBOR</b>				
1 MONTH	0.23000	0.413	0.54250	0.15688
3 MONTHS	0.25425	0.652	0.64500	0.25000
6 MONTHS	0.39531	0.957	0.87188	0.45000
1 YEAR	0.86750	1.218	1.30875	0.67750
<b>PRIME RATE</b>	3.25		0.50	1.65

### BEIRUT STOCK EXCHANGE

	USD	CLOSING	Δ	VOLUME	HIGH	LOW
SOL A		22.77	1.20%	27,779	22.94	22.30
SOL B		22.78	0.18%	19,364	22.82	22.40
HOLCIM		11.87	-3.34%	84	11.87	11.87
AUDI GDR		90.00	0.00%	0	-	-
BLOM		97.30	0.31%	950	97.50	97.10
BYBLOS		2.07	0.00%	52,000	2.07	2.06













# Fx Daily Report

## CORPORATE AND INVESTMENT BANKING

TUESDAY, MARCH 9, 2010

### STOCK INDICES

DOW JONES 				10,552.52	-0.13%	SG PARIS 		44.3050	-1.43%
NASDAQ 				2,332.21	0.25%	CAC 40 		3,903.54	-0.18%
S&P500 				1,138.50	-0.02%	FTSE 		5,606.72	0.12%
						GDAX 		5,875.91	-0.02%
						NIKKEI 		10,567.65	-0.17%
						HANG SENG 		21,236.53	0.24%
						SHANGHAI 		3,071.83	0.50%

### EUROBONDS

	COUPON	MATURITY	PRICE		YIELD		
			Bid	Ask	Yield-Bid	Yield-Offer	
LEBANON MAY 11	USD	7.875%	20-May-11	105.250	106.750	3.33%	2.09%
LEBANON AUG 11	USD	7.500%	02-Aug-11	105.500	107.000	3.41%	2.35%
LEBANON MAR 12	USD	7.500%	19-Mar-12	106.750	108.500	3.99%	3.12%
LEBANON SEP 12	USD	7.750%	07-Sep-12	108.750	110.500	4.02%	3.31%
LEBANON MAR 13	USD	9.125%	12-Mar-13	113.250	114.375	4.36%	3.99%
LEBANON JUN 13	USD	8.625%	20-Jun-13	112.500	114.000	4.47%	4.01%
LEBANON APR 14	USD	7.375%	14-Apr-14	108.500	110.000	5.05%	4.66%
LEBANON MAY 14	USD	9.000%	02-May-14	114.500	116.000	5.07%	4.70%
LEBANON JAN 15	USD	5.875%	15-Jan-15	103.000	104.250	5.16%	4.88%
LEBANON APR 15	USD	10.000%	25-Apr-15	119.500	121.250	5.57%	5.21%
LEBANON AUG 15	USD	8.500%	06-Aug-15	112.750	114.500	5.72%	5.37%
LEBANON JAN 16	USD	8.500%	19-Jan-16	113.750	115.250	5.70%	5.42%
LEBANON MAY 16	USD	11.625%	11-May-16	129.750	131.750	5.81%	5.48%
LEBANON MAR 17	USD	9.000%	20-Mar-17	119.000	119.750	5.68%	5.56%
LEBANON MAR 20	USD	6.375%	09-Mar-20	100.125	101.125	6.36%	6.22%
LEBANON APR 21	USD	8.250%	12-Apr-21	113.250	114.125	6.55%	6.45%
LEBANON DEC 24	USD	7.000%	04-Dec-24	102.000	103.000	6.78%	6.68%

CONTACT: DEALING ROOM 01.984 006 / 7  
MONDAY TO FRIDAY FROM 7:45 AM TO 23:00 PM

CHARBEL GHARIOS | KARIM EL KHOURY | JOE KHALIL | RAMI HAJJAR

*This report is for information purposes only. All information herein is based on data obtained from sources considered to be reliable. However, SGBL does not guarantee the accuracy of the data. Opinions and estimates contained herein may change without notice. This report is not intended to be and should not be construed as an offer or solicitation to acquire, or dispose of any of the securities or issues mentioned in this report."*